

FS2 Art – Andy Warhol Summer 1

Communication and language

- Understand how to listen carefully and why listening is important.
- Learn new vocabulary.
- Ask questions to find out more and to check they understand what has been said to them.
- Articulate their ideas and thoughts in well-formed sentences.
- Engage in non-fiction books.
- Listen to and talk about selected non-fiction to develop a deep familiarity with new knowledge and vocabulary.

Expressive arts and design




- Explore, use and refine a variety of artistic effects to express their ideas and feelings.
- Return to and build on their previous learning, refining ideas and developing their ability to represent them.

Understanding the world

- Compare and contrast characters from stories, including figures from the past.

Physical development

- Develop their small motor skills so that they can use a range of tools competently, safely and confidently.
- Use their core muscle strength to achieve a good posture when sitting at a



Vocabulary		Knowledge	Artists
Photographs	Pictures made using a camera.	<ul style="list-style-type: none"> • I know Pop art is about everyday life. • I know Pop artists used bold and bright colours. • I know Pop art uses advertising, cartoons and popular images of the time. • I know how to repeat a pattern or image in paint, using different colours. 	Andy Warhol
Celebrities	Famous people.		
Screen printing	To force ink through a screen of material to make a picture or pattern.		
Design	A drawing of an object before it is made.		
Canvas	A strong cloth used as a surface for painting.		
Pop Art	An art style based on simple, bold images of everyday items, painted in bright colours.		
Gallery	A room or building for the display of art.		
Image	A likeness of a person or thing.	<p>Art skills</p> <p>Colour</p> <ul style="list-style-type: none"> • I can experiment with what happens when I mix different colours. • I can recognise and name different colours. <p>Drawing</p> <ul style="list-style-type: none"> • I can draw with different tools-e.g. pencils and felt pens. • I can produce lines of different thickness. • I can sketch from observation. <p>Pattern</p> <ul style="list-style-type: none"> • I can create repeating patterns. • I can create painting patterns. <p>Painting</p> <ul style="list-style-type: none"> • I can use a range of different tools to spread the paint, including brushes, sponges, fingers and twigs. • I can explore different colours. • I can paint on different surfaces. <p>Printing</p> <ul style="list-style-type: none"> • I can use stencils to create a picture. <p>Evaluating</p> <ul style="list-style-type: none"> • I can look and talk about what I have produced. 	
Stencil	A sheet of material with the pattern cut out, placed on a surface and paint or ink poured on.		

Useful websites

Who is Andy Warhol?-Who Are They/Tate
Kids

Twinkl PowerPoint

Diagrams/pictures/Photos

