

FS2 Art Collage Summer 2

Communication and language

- Learn new vocabulary.
- Use new vocabulary through the day.
- Ask questions to find out more and to check they understand what has been said to them.
- Articulate their ideas and thoughts in well-formed sentences.
- Engage in non-fiction books.
- Listen and talk about selected non-fiction to develop deep familiarity with new knowledge and vocabulary.

Physical development



- Develop their small motor skills so they can use a range of tools competently, safely and confidently.
- Use their muscle strength to achieve a good posture when sitting at a table or the floor.



Understanding the world

- Draw information from a simple map.
- Recognise some environments that are different to the one in which they live.

Expressive arts and design

- Explore, use and refine a variety of artistic effects to express their ideas and feelings.



Vocabulary		Key Knowledge	Artists
Collage	Art made by sticking pieces of paper or fabric to a backing.	<p>I know how to stick/join a variety of materials. I know what a particular building is made from. I know what the building is used for. I know the effect I am creating and therefore the materials I choose. I know my collage has to have a variety of textures.</p> <p>Art skills I can describe what a building looks like. I can explain my choices. I can explain why a technique does not work and how I can change it. I can create a variety of textures. I can talk about my art work.</p> <p>Diagrams/pictures/Photos</p>	<p>Eileen Agar Peter Clark Vik Muniz Eric Carle Matisse</p>
Texture	The feel, appearance of a surface.		
Landmark	An object or feature of the landscape that is easily recognised.		
London	The capital and largest city in the UK.		
Photograph	A picture made using a camera.		
Resources	A stock of materials.		
Material	A cloth or fabric.		
Experiment	Try out new ideas.		
Layer	An amount of something that covers the surface.		
Tissue	A piece of thin paper.		
Background	The part of a picture that is behind the main things or people.		
Glue	A sticky substance that you use to stick things.		
Useful websites			
<ul style="list-style-type: none"> □ http://www.playrific.com/z/9708 Eric Carle slideshow □ Tate Kids Collage: □ https://www.tate.org.uk/kids/explore/kids-view/meet-matisse □ http://www.tate.org.uk/kids/make/cut-paste/make-collage □ BBC Bite size collage landscapes https://www.bbc.com/education/clips/zc9bqty 			
Twinkl PowerPoint			
		 	

--	--	--